

Fisher-Price®

Read with Me DVD!

STORY COMPREHENSION & VOCABULARY SYSTEM

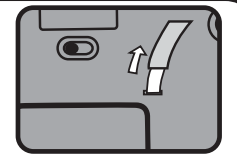


QUICK SET-UP INSTRUCTIONS

IMPORTANT: Please keep these instructions and the Set-Up Disc for future reference as they contain important information.

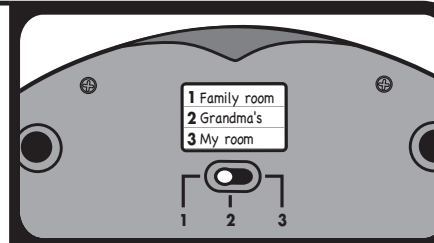
BEFORE YOU BEGIN:

- Make sure you have removed the TRY ME pull-tab from the back of the Read With Me controller.
- Insert the Set-Up Disc into your DVD player and press play. You will see a brief overview of the set-up process.

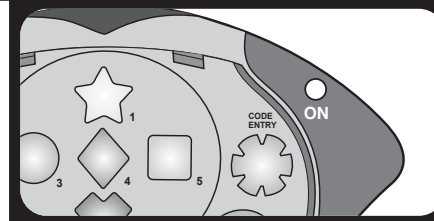


SETTING UP YOUR CONTROLLER

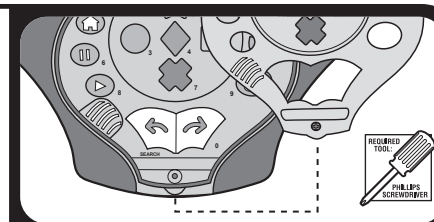
- 1 Turn off your DVD player when setting up your Read With Me controller.
- 2 Set the 3-position switch on the back of your Read With Me controller to the desired setting.



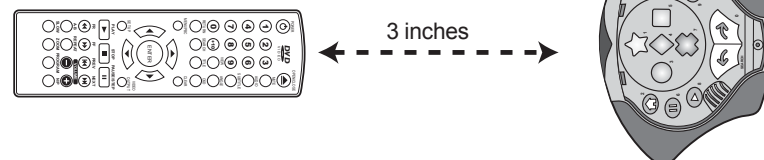
- 3 Press the "ON" button found on the front of your Read With Me controller.



- 4 Remove the cover of your Read With Me controller using a Phillips screwdriver.

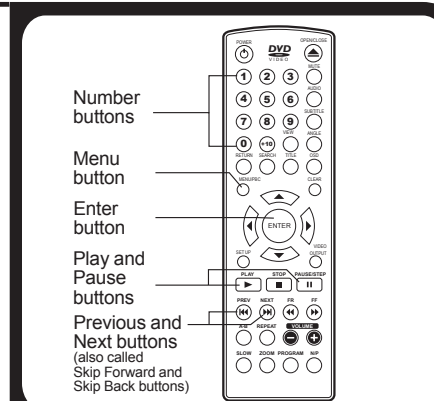


- 5 Place the Read With Me controller on a flat surface facing your DVD Player's remote approximately 3 inches apart.



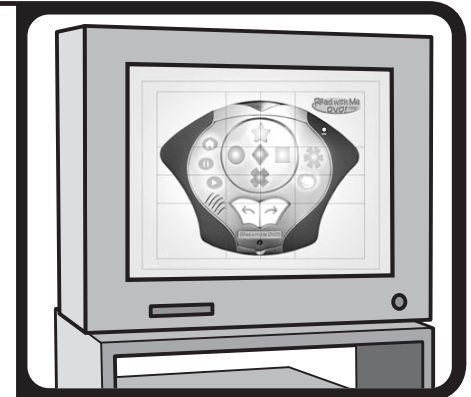
- 6 Follow the step-by-step audio instructions from the Read With Me controller, pressing the buttons on your DVD player's remote when prompted by the voice from the controller.

- 7 Once you've entered all the buttons as instructed, screw the cover back on your Read With Me controller.



TESTING YOUR CONTROLLER

- 1 Turn your DVD player back on and insert the Set-Up Disc.
- 2 Using your DVD player's remote, select "Test Your Controller" from the main menu.
- 3 Follow the "Test your controller" instructions to make sure your Read With Me controller has been set up correctly.



- 4 If all the shapes and buttons light up on your TV screen properly during the TEST, then your controller is now set up for this DVD player. Insert any Read With Me DVD to start playing.
- 5 If all the shapes and buttons do **NOT** light up on your TV screen properly during the TEST, begin the SET-UP procedure again by returning to STEP 1 of SETTING UP YOUR CONTROLLER
- 6 If after a second set-up attempt your DVD player is still not responding properly to your Read With Me controller, refer to the **USER'S MANUAL** for two alternate methods for setting up your Read With Me controller.

IMPORTANT NOTE:

- During SET-UP, if no buttons are pressed for a period of time, the Read With Me controller will automatically shut-off to preserve battery life and you will have to begin the set-up procedure again. Replace the cover, press the "ON" button on the controller, and then remove the cover. This will re-start the set-up procedure.
- During TESTING or PLAY, if no buttons are pressed for a period of time, the Read With Me controller will automatically shut-off to preserve battery life. To resume TESTING or PLAY, press the "ON" button on the controller.

- For additional instructions and troubleshooting tips, refer to the **USER'S MANUAL**.
- If you continue to experience trouble programming your Read With Me controller, do not return the product to the store. We're just a phone call away. Call our consumer affairs hotline toll free at **1-888-892-6123** or visit us online at **www.fisher-price.com/us/readwithme**

Fisher-Price, Inc., a subsidiary of Mattel, Inc., East Aurora, NY 14052 U.S.A. PRINTED IN CHINA.
Manufactured for Fisher-Price. ©2005 Mattel, Inc. All Rights Reserved.
Fisher-Price and the Fisher-Price logo are U.S. trademarks of Mattel, Inc.
Packaging and address should be retained for future reference.
Mattel Canada Inc., Mississauga, Ontario L5R 3W2. You may call us free at 1-888-892-6123.
Mattel U.K. Ltd., Vauxhall Business Park, Watlington St, Birmingham B6 4UP. Helpline: 01629500303.
Mattel Australia Pty. Ltd., Richmond, Victoria, 3121. Consumer Advisory Service - 1300 135 312.
Mattel East Asia Ltd., Room 1106, South Tower, World Finance Centre, Harbour City, Tsimshatsui, HK, China.
Distributor & Dealer: Mattel SEA Pte Ltd, 995532-P1 Lot 13.5, 13th Floor, Menara Lien Hoe, Persiaran Tropicana Golf Country Resort, 47410 PJ. Tel: 03-78803817. Fax: 03-78803867.
Mattel, Inc., 333 Continental Blvd., El Segundo, CA 90245 U.S.A. Consumer Affairs 1 (800) 524-Toys.

Questions?
www.fisher-price.com/us/readwithme
In US and Canada
1-888-892-6123

ITEM NO. H4656

Item No : H4656
Version : English
Size : 17 x 11"
Paper : Woodfree paper 80 gsm
Color : Black
Date : Jul 28, 2005 (AW)

H4656-0920B-G3